

# Realisasi Anggaran BPOM Tahun 2024

(Semester I 2024)



@ppidpom



@ppid.bpom



[www.ppid.pom.go.id](http://www.ppid.pom.go.id)



[ppid@pom.go.id](mailto:ppid@pom.go.id)


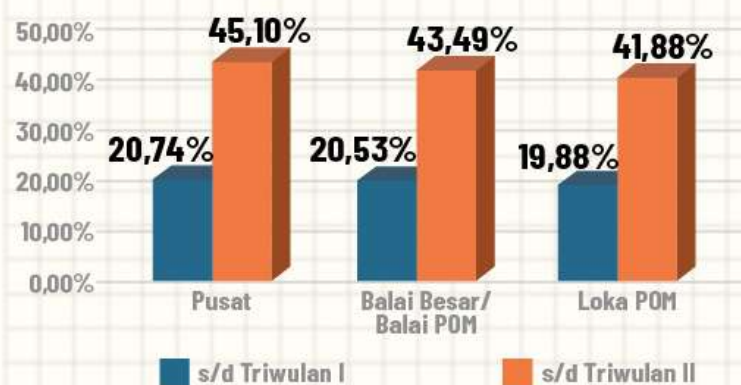


PPID BPOM Mobile

Realisasi Anggaran BPOM  
per 30 Juni 2024 : **43,95%**  
dari Total Pagu Anggaran  
**Rp. 2.354.321.946.000**

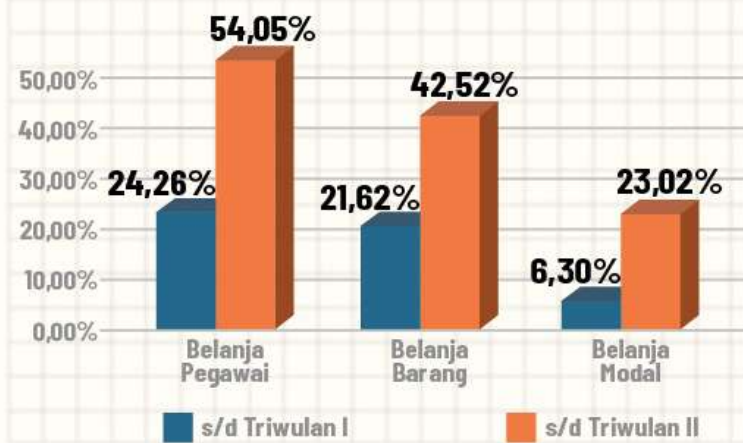


# Berdasarkan Unit Kerja



| Unit Kerja                | s/d Triwulan I           |                        |               | s/d Triwulan II          |                          |               |
|---------------------------|--------------------------|------------------------|---------------|--------------------------|--------------------------|---------------|
|                           | Pagu                     | Realisasi              | %             | Pagu                     | Realisasi                | %             |
| Pusat                     | 852.096.226.000          | 176.701.215.541        | 20,74%        | 852.096.226.000          | 384.336.144.592          | 45,10%        |
| Balai Besar/<br>Balai POM | 1.325.704.712.000        | 272.133.329.644        | 20,53%        | 1.325.704.712.000        | 576.508.636.278          | 43,49%        |
| Loka POM                  | 176.521.008.000          | 35.092.998.985         | 19,88%        | 176.521.008.000          | 73.933.525.526           | 41,88%        |
| <b>Total</b>              | <b>2.354.321.946.000</b> | <b>483.927.544.170</b> | <b>20,55%</b> | <b>2.354.321.946.000</b> | <b>1.034.778.306.396</b> | <b>43,95%</b> |

# Berdasarkan Jenis Belanja



| Jenis Belanja   | s/d Triwulan I           |                        |               | s/d Triwulan II          |                          |               |
|-----------------|--------------------------|------------------------|---------------|--------------------------|--------------------------|---------------|
|                 | Pagu                     | Realisasi              | %             | Pagu                     | Realisasi                | %             |
| Belanja Pegawai | 804.240.516.000          | 195.102.388.696        | 24,26%        | 804.240.516.000          | 434.700.349.936          | 54,05%        |
| Belanja Barang  | 1.247.469.682.000        | 269.756.909.169        | 21,62%        | 1.247.639.596.000        | 530.468.196.543          | 42,52%        |
| Belanja Modal   | 302.611.748.000          | 19.068.246.305         | 6,30%         | 302.441.834.000          | 69.609.759.917           | 23,02%        |
| <b>Total</b>    | <b>2.354.321.946.000</b> | <b>483.927.544.170</b> | <b>20,55%</b> | <b>2.354.321.946.000</b> | <b>1.034.778.306.396</b> | <b>43,95%</b> |